





Welcome to BCL PDF Online Reader. This is a free web-based application that lets you view PDF documents without downloading any software. In addition, it allows you to perform the following tasks:

1. Add text to your PDF. Add text annotations to your PDF by using the annotations tool (  ) in the bottom left of the screen. You can change font size and color, as well as add a border.
2. Highlight your PDF. Highlight sections of your PDF by selecting the text you want to highlight. The highlighter tool (  ) will appear in the bottom left of the screen; click it to highlight the text.
3. Copy from your PDF. Copy text from your PDF and paste it into any other application.
4. Add links to your PDF. Add internal and/or external links to text in your PDF by selecting the text you want to create into a link. The linking tool (  ) will appear in the bottom left of the screen; click it to change the selected text into a link.
5. Bookmark your PDF. Open the bookmark sidebar by clicking the bookmark icon (  ) in the bottom left of the screen. From here, you can add bookmarks and edit or remove existing bookmarks.
6. Download and save your PDF. Download and save your PDF by pressing the "Download PDF" button at the top of the screen. You can also preview your PDF without downloading it by pressing "Preview PDF."

To explore the functions, please float your cursor over the buttons on this screen. You can also look at PDF Online Reader's user manual in order to find more information.